


## HST GRACE

MCA WORKBOAT CAT 2



### GENERAL

FLAG	UK
YEAR OF BUILD & BUILDER	2011, ALICAT WORKBOATS
YEAR OF BOW EXTENTION & BUILDER	NOT EXTENDED

### DIMENSIONS

LENGTH OVERALL (m)	20.2 m
BEAM (m)	6.5 m
DEPTH (m)	2.56 m
DRAUGHT (m)	1.8 m

### PERFORMANCES

SERVICE SPEED (kts)	23 kts
MAX SPEED (kts)	28 kts
SIZE OF FOREDECK (m <sup>2</sup> )	15 m <sup>2</sup>
SIZE OF AFT DECK (m <sup>2</sup> )	31.6 m <sup>2</sup>

MAX CARGO FORE (Tonne)	2 Tonnes
MAXIMUM PAYLOAD	5 Tonnes

## PROPULSION SYSTEM

PROPULSION	FIXED PROP
MANUFACTURER	CATERPILLAR V12 X 2 C32
MODEL	ACERT
POWER BHP TOTAL	2638
TOTAL FUEL BURN RATE AT:	
MAX SPEED URPM	460/2140
CRUISE SPEED URPM	300/1800
OLE/PORT URPM	8/600

## POWER SOURCE

PORT MAIN	CUMMINS 13.5 KVA
STARBOARD MAIN	CUMMINS 13.5 KVA
SHORE CONNECTION	240V ISOLATION TRANSFORMER

## ELECTRONIC EQUIPMENT

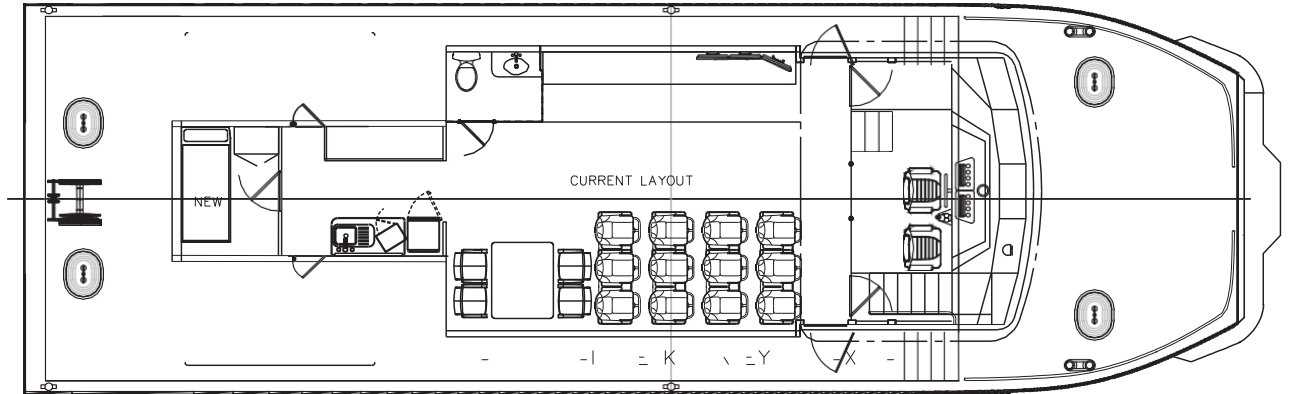
VHF	ICOM M603
SATCOM	SAILOR 150
MAIN RADAR	RAYMARINE 4KW HD T52085 OPEN ARRAY
SECOND RADAR	FURONO - 1623
AUTOPILOT	SIMRAD
DEPTH SOUNDER	HUMMINBIRD 1198C
AIS	FURUNO FA-150
CHART PLOTTERS	RAYMARINE E140W
CCTV	7 CAMERAS AND HD RECORDER
ANEMOMETER	RAYMARINE ST60
RADIO DIRECTION FINDERS	TAIYO TD-L1550A

## LIFE SAVING

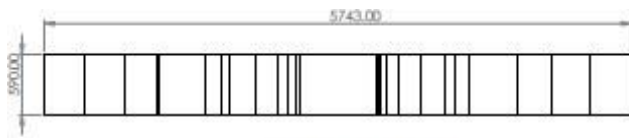
NUMBER OF LIFE RAFTS	2 X 16 PERSON
EPIRB	MCMURDO GS SMARTFIND
SART	MCMURDO S4 RESCUE SART
PLB'S	SEA MARSHALL
DEFIB	Y
MOB	Y

## ACCOMMODATION

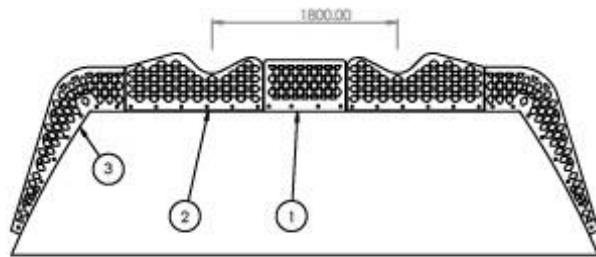
HVAC	1 x 7.10kW Daikin HVAC System - 24,226 BTU
MAX NO OF DAY PASSENGERS & CREW	12 + 4 CREW
FUEL CAPACITY	8000LT (4000LT PORT & 4000LT STBD)
MONITORING SYSTEM	REYGAR MONITORING & DDPR



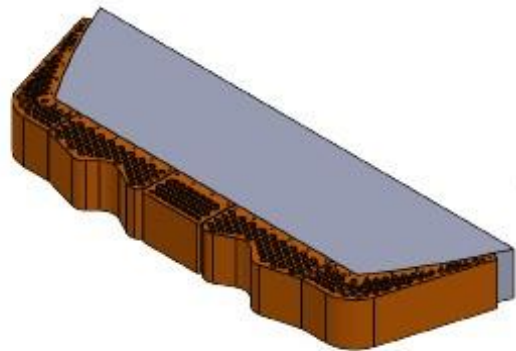
MATERIAL: ULTRA HIGH PERFORMANCE POLYURETHANE ELASTOMER  
SYSTEM WEIGHT: 93kg



FRONT VIEW SCALE 1:30



PLAN VIEW SCALE 1:30



ISOMETRIC VIEW SCALE 1:30

THIS DRAWING IS THE PROPERTY OF BUOYANT WORKS. IT IS TO BE USED ONLY FOR THE PROJECT AND LOCATION SPECIFIED HEREIN.

1. THE INFORMATION ON ANY PART OF THIS DRAWING IS TO BE USED ONLY FOR THE PROJECT AND LOCATION SPECIFIED HEREIN.

2. THE INFORMATION ON ANY PART OF THIS DRAWING IS TO BE USED ONLY FOR THE PROJECT AND LOCATION SPECIFIED HEREIN.

3. THE INFORMATION ON ANY PART OF THIS DRAWING IS TO BE USED ONLY FOR THE PROJECT AND LOCATION SPECIFIED HEREIN.

BUOYANT WORKS  
10000 BAYVIEW AVENUE, SUITE 100, BAYVIEW, ONTARIO, CANADA  
PH: 416-291-1000 FAX: 416-291-1001  
WWW.BUOYANTWORKS.COM

SHORT CORNER FENDER SYSTEM LAYOUT

DATE	REV	BY	CHKD	APP'D	NO.
20/10/2022					A.3
DRAWN BY: JWF					BW-CTV-HST-003-01
DATE: 20/10/2022					01
SCALE: 1:30					01
DRAWING IS UNCONTROLLED UNLESS OTHERWISE NOTED					01